

General descriptive profile

Background characteristics

On October 23, 2003, the statewide population count of all persons residing in emergency shelters, battered women's shelters, and transitional housing facilities found 4,150 adults (2,118 men and 2,032 women) and 2,724 children accompanied by adults in Minnesota's temporary housing programs. An additional 624 adults (399 men and 225 women) and 138 children were identified in unknown shelter or street locations.

A separate report, *Homeless youth in Minnesota*, describes the results of interviews with 175 unaccompanied youth (not with a parent) statewide. That report will be available from Wilder Research Center soon.

This section reports many statewide totals. To derive these totals from the data tables (in a separate section of this report), add the Twin Cities metro area figures and the greater Minnesota figures. Descriptive data in this section includes those adults interviewed in unknown shelter or street locations, except where otherwise noted.

Men made up about 52 percent of the adult homeless population. The average age for men was 41.3 years and for women, 33.7 years.

The majority of adults using temporary housing arrangements in Minnesota are people of color. Survey results indicate that 43 percent were Caucasian, 39 percent of the adults were African American, 9 percent were American Indian, 1 percent were Asian, and 6 percent were of mixed or other racial backgrounds. Two percent of the adults were Native African. Seven percent of the adults said they were of Hispanic origin. Outside the Twin Cities metro area, the majority of temporary housing users were Caucasian.

About 64 percent of the adults in temporary housing arrangements had lived in Minnesota for more than five years. This compares to about 90 percent of the general population who have lived in Minnesota for five years or more. The majority of homeless adults (56%) grew up in another state or country, compared to about 30 percent of the general Minnesota population.¹

¹ U.S. Census Bureau. *2000 U.S. Census of Population and Housing* [statistics from data file]. Retrieved June 14, 2004, from <http://factfinder.census.gov>

GENERAL DESCRIPTIVE PROFILE

The majority of surveyed homeless adults (55%) have never married. Of those who had married at least once, 26 percent were divorced, 11 percent were separated, 7 percent were currently married, and about 2 percent were widowed.

Three-quarters (75%) of all homeless adults graduated from high school or completed a GED and 28 percent have had some type of post-secondary education. For comparison, approximately 88 percent of adults in the general population have completed high school.² One-quarter (25%) of all homeless adults received Special Education services in school. In 2003, 13 percent of all adults in temporary housing programs were enrolled in an educational program.

Fifteen percent of homeless adults surveyed are military veterans (31% of the men and 2% of the women). By comparison, less than 13 percent of adults in Minnesota's general population (25% of the Minnesota's adult male population) are military veterans.³

Service use

The services most commonly used in the month preceding the survey were Food Stamps (46%), free clothing (40%), hot meal programs (35%), transportation assistance (35%), medical benefit programs (30%), drop-in centers (30%), food shelves (28%), housing assistance (24%), and emergency rooms (21%). About one-sixth (14%) of the homeless adults had lost public assistance benefits or could no longer afford services during the 12 months preceding the study. The benefits most frequently lost were medical benefits (34%) and Foods Stamps (24%).

Of the 69 percent of homeless adults receiving medical benefits in the last 12 months, 22 percent report losing this benefit and another 45 percent report their benefits reduced or their co-pay increased in the last 12 months. Of the 9 percent of homeless adults receiving child care benefits in the last year, over one-third (37%) lost the benefit and another one-third (33%) had their benefits reduced or their co-pay increased. Of the 4 percent of homeless adults receiving unemployment benefits, over half (53%) have lost their unemployment benefits in the last 12 months.

Fourteen percent of homeless adults report receiving Supplemental Security Income (SSI) for themselves or a child. An additional 11 percent of homeless adults have submitted an application that has not been ruled on yet.

² U.S. Census Bureau. *2000 U.S. Census of Population and Housing* [statistics from data file]. Retrieved June 10, 2004, from <http://www.lmic.state.mn.us/datanetweb/php/census2000/SocReport.php>

³ *Ibid.*

GENERAL DESCRIPTIVE PROFILE

Twenty-five percent of homeless adults received MFIP in the last 12 months. One-quarter (26%) of homeless MFIP recipients report they were sanctioned in the last 12 months. About one-third (34%) of those receiving MFIP report they had lost the benefit in the last year. Of those who lost MFIP in the last year, about 1 in 10 (11%) lost their MFIP benefits because of the 60 month time-limit. For comparison, figures from the Minnesota Department of Human Services show that 5 percent of closed MFIP cases were because of the 60-month time limit and 25 percent of the general MFIP population was sanctioned over the course of a comparable 12-month period. Homeless adults who had been sanctioned report about the same rates of substance abuse and chronic physical health conditions as non-sanctioned recipients, but were more likely to have indications of possible brain injury or to have ever been institutionalized, and were less likely to report a serious mental illness or have come to Minnesota within the past two years. Thirty-five percent of homeless MFIP recipients were exempt from work requirements at the time of the interview, compared with 15 percent of the general MFIP population at any given time. Six percent of homeless adults report having received family welfare benefits in another state within the past 12 months.

Seventy percent of homeless adults have medical coverage of some kind. Of those who report having medical coverage, 67 percent have Medical Assistance, 12 percent have Medicare benefits, 17 percent have General Assistance Medical Care (GMAC), 12 percent have Minnesota Care, 6 percent have coverage through Veterans Administration Medical Care (VAMC), and 6 percent have coverage through an employer. Respondents could have more than one type of medical coverage. Thirty-seven percent of homeless adults report using an emergency room in the previous six months.

Twenty-nine percent of adults report needing help applying or reapplying for services, particularly for housing assistance (46%), Food Stamps (18%), medical benefits (16%), and assistance in finding a job (13%).

Income

When asked about their main source of income, respondents identified the following sources: steady employment (23%), MFIP (21% overall, 3% of men and 39% of women), General Assistance (19%), and day labor (14% overall, 23% of men and 5% of women). Twelve percent reported no income in the month preceding the survey.

When asked about their total income for the month of October, 23 percent reported an income of less than \$100, 20 percent reported incomes between \$101 and \$300, 15 percent reported incomes between \$301 and \$500, 24 percent reported incomes between \$501 and \$800, and 19 percent reported an income of over \$800. Twelve percent of respondents reported no income in the month of October.

GENERAL DESCRIPTIVE PROFILE

Homeless adult men have slightly lower average monthly incomes (\$479) than homeless adult women (\$540). The average monthly income of homeless persons is slightly higher in the Twin Cities metro area (\$513) than in greater Minnesota (\$494).

Shelter use

For 59 percent of the adults, this is their first time being homeless. For those who report they were homeless previously, 15 percent of adult respondents report one previous episode of homelessness in the last three years, 39 percent of adults report being homeless twice in the last three years, 17 percent of adults report being homeless three times in the last three years, and 29 percent report being homeless four or more times in the last three years. Eleven percent of adults report being homeless for less than one month, 45 percent report being homeless for more than one month but less than one year, and 44 percent report being homeless for at least one year.

The Minnesota definition of long-term homelessness includes persons who are homeless for one year or more or those who have been homeless four or more times in the last three years. According to this definition, 48 percent of the homeless adults interviewed in this study were experiencing long-term homelessness.

For those previously homeless, 41 percent report being homeless two or three times in their lifetime, 32 percent report being homeless four to seven times, and 27 percent report being homeless eight or more times in their lifetime. Information was missing on 5 percent of adults who said they were previously homeless.

Two-thirds of homeless adults (67%) report having lived in an emergency shelter (6% as a child and 58% in the previous two years). Twenty-one percent of homeless adults report having lived in a battered women's shelter (1% as a child and 14% in the previous two years). Sixty percent of adults report having lived in a transitional housing program (3% as a child and 53% in the previous two years). Overall, 96 percent of all homeless adults surveyed have ever lived in a temporary shelter facility (emergency shelter, battered women's shelter, or transitional housing).

Forty-five percent of the adults had been in their current temporary housing arrangements for less than one month. Forty-six percent had been in their current temporary arrangements for one month to one year. Nine percent of homeless adults had been in their current temporary arrangement for more than one year.

Homeless adults who left a temporary housing program in the last year were asked if they had a stable place to live when they left. Of the adults who last left an emergency shelter (N=881), 55 percent report having a stable place to live; of those who last left a battered

GENERAL DESCRIPTIVE PROFILE

women's shelter (N=248), 66 report having a stable place to live; and of those who last left transitional housing (N=190), 42 percent report having a stable place to live.

Twenty-one percent of homeless adults (26% of men and 15% of women) report they have been unable to find shelter in the last three months because of a lack of bed space. When asked where they slept when unable to find shelter, 32 percent (42% of men and 14% of women) said they slept outdoors, 23 percent (14% of men and 39% of women) said they slept at a friend or family member's house, and 17 percent said they found another emergency shelter. Other alternative sleeping arrangements mentioned include vehicle (15%), motel (6%), church (3%) and safe home (2%). Forty percent of homeless men and 16 percent of homeless women slept outdoors or in a place not meant for habitation at least one night in October. Twenty-four percent of men and 9 percent of women slept outdoors or in a place not meant for habitation for five or more days in October.

Living in other residential programs

With respect to prior residential placements, 69 percent of the homeless adults report having lived in at least one type of residential facility. Men are more likely than women to have lived in some type of non-family setting (79% vs. 57%). Even if correctional facilities are excluded, 60% of homeless adults (66% of men and 53% of women) report having lived in at least one residential facility. Homeless adults most often report having lived in: correctional facilities (42%), drug or alcohol treatment facilities (39%), halfway houses (27%), foster care (20%), mental health facilities (20%), and group homes (16%). Homeless men and women differ in the type of placements. Men are more likely than women to have been in correctional facilities (59% vs. 23%), drug or alcohol treatment facilities (49% vs. 29%), and in halfway houses (36% vs. 17%). Women are more likely than men to have been in foster care (23% vs. 17%). Few homeless adults report having lived in a residence for persons with physical disabilities (4%), an orphanage (3%), an Indian School (2%), or a nursing home (2%). The following table shows the residential service history of adult study participants.

Homeless adults and children in Minnesota statewide survey
GENERAL DESCRIPTIVE PROFILE

Have you ever lived in any of the following types of facilities or programs?

	Men	Women	Total
Drug or alcohol treatment	48.5%	29.1%	39.3%
Halfway house	35.9%	17.3%	27.0%
Mental health facility	21.2%	19.6%	20.4%
Foster care	16.6%	23.2%	19.8%
Group home	15.4%	15.8%	15.6%
Residence for persons with physical disabilities	4.4%	2.7%	3.6%
Orphanage	3.1%	1.9%	2.5%
Indian school	2.1%	2.7%	2.4%
Nursing home	2.0%	1.1%	1.6%
Any of the above placements	66.3%	53.0%	60.0%
Any correctional facility	58.8%	23.3%	41.9%
Any placement including correctional facility	79.0%	57.1%	68.6%

Forty-two percent of homeless adults (59% of men and 23% of women) report having been in a correctional facility. Ten percent of homeless adults interviewed report leaving a correctional facility within the last year. Of those who left a correctional facility in the last year (N=488), 6 percent left a juvenile correction facility, 23 percent left a state or federal prison, and 72 percent left a county jail or workhouse. Over half (53%) of those released in the last year report being under the supervision of a probation or parole officer and 43 percent report having a stable place to stay when they were released. The following table shows the correctional history of homeless adults in the study.

Have you ever lived in any of the following correctional facilities?

	Men	Women	Total
A juvenile detention center or other juvenile facility or camp for more than one week	23.0%	11.8%	17.6%
A county jail or workhouse for one month or more	50.5%	15.4%	33.8%
A state or federal prison	24.9%	4.7%	15.3%

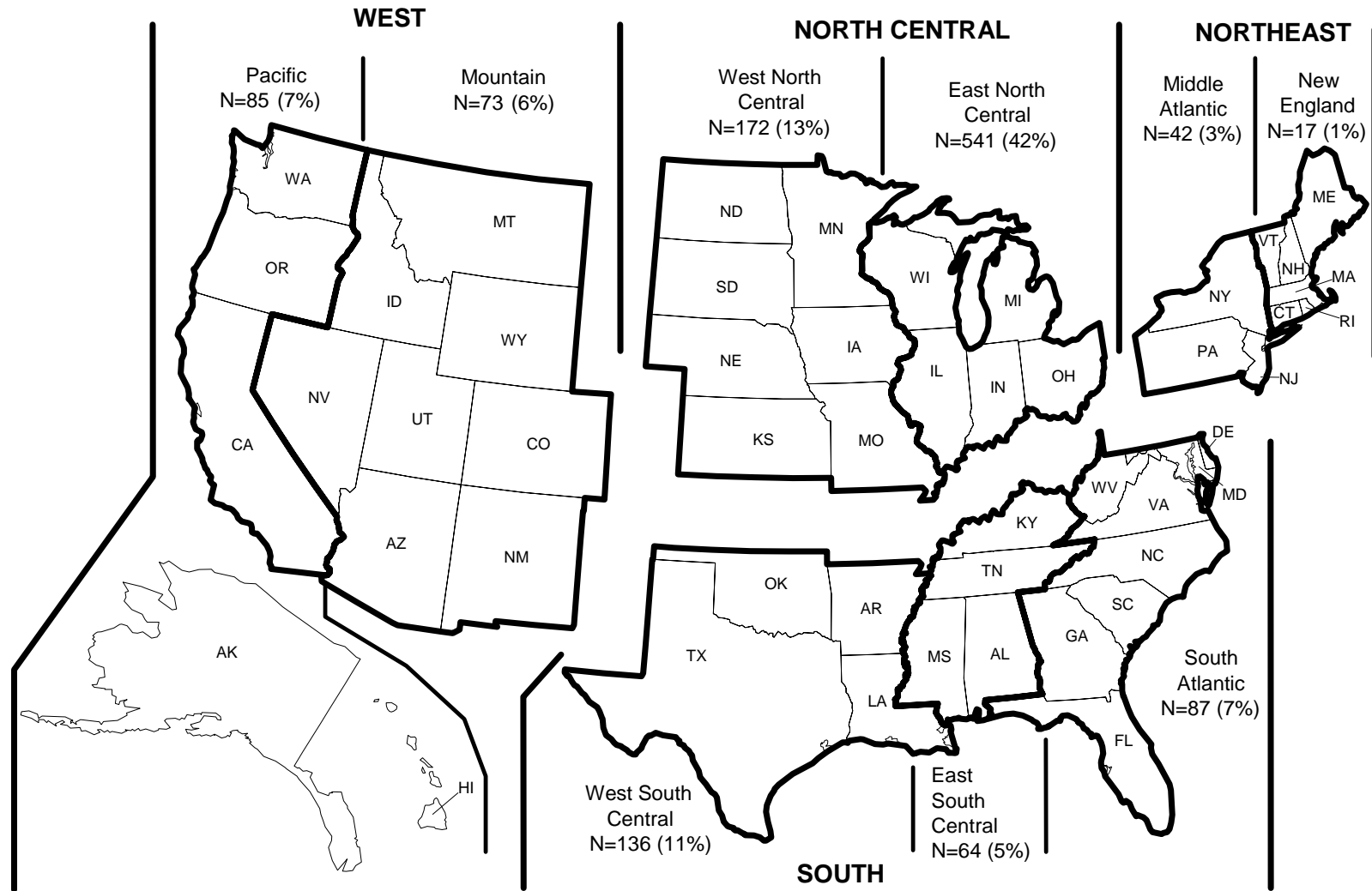
Migration to Minnesota

Homeless men and women are similar in the length of time they have lived in Minnesota. Nineteen percent of homeless adults have been in Minnesota for less than one year, 8 percent for one to two years, and 73 percent longer than two years. One-third (33%) of recent residents (two years or less) indicate that they have previously lived in Minnesota.

Of those who have lived in Minnesota two years or less (N=1,289), the majority came from East North Central states (42%). Thirteen percent came from the West North Central States (13%), 11 percent from the West South Central states, 7 percent came from the Pacific states, 7 percent came from the South Atlantic states, 6 percent came from the Mountain states, 5 percent came from the East South Central states, 3 percent came from the Mid-Atlantic states, and 1 percent came from the New England states. Three percent of recent residents came from countries outside of the United States. Data was missing from 2 percent of respondents. (See maps on the next three pages.)

The main reasons for moving to Minnesota cited by recent residents include: improving their quality of life and more opportunities (69%); to be with family or friends (39%); and for personal reasons (e.g., needed a new start) (30%). Only 9 percent of those in Minnesota two years or less were able to obtain regular housing when they first came to the state. For those who were *not* able to obtain regular housing when they first arrived, 40 percent stayed with family and friends, 41 percent stayed in shelters, and 19 percent made other arrangements including staying outdoors, in halfway houses, or in vehicles.

US Census Bureau geographic regions

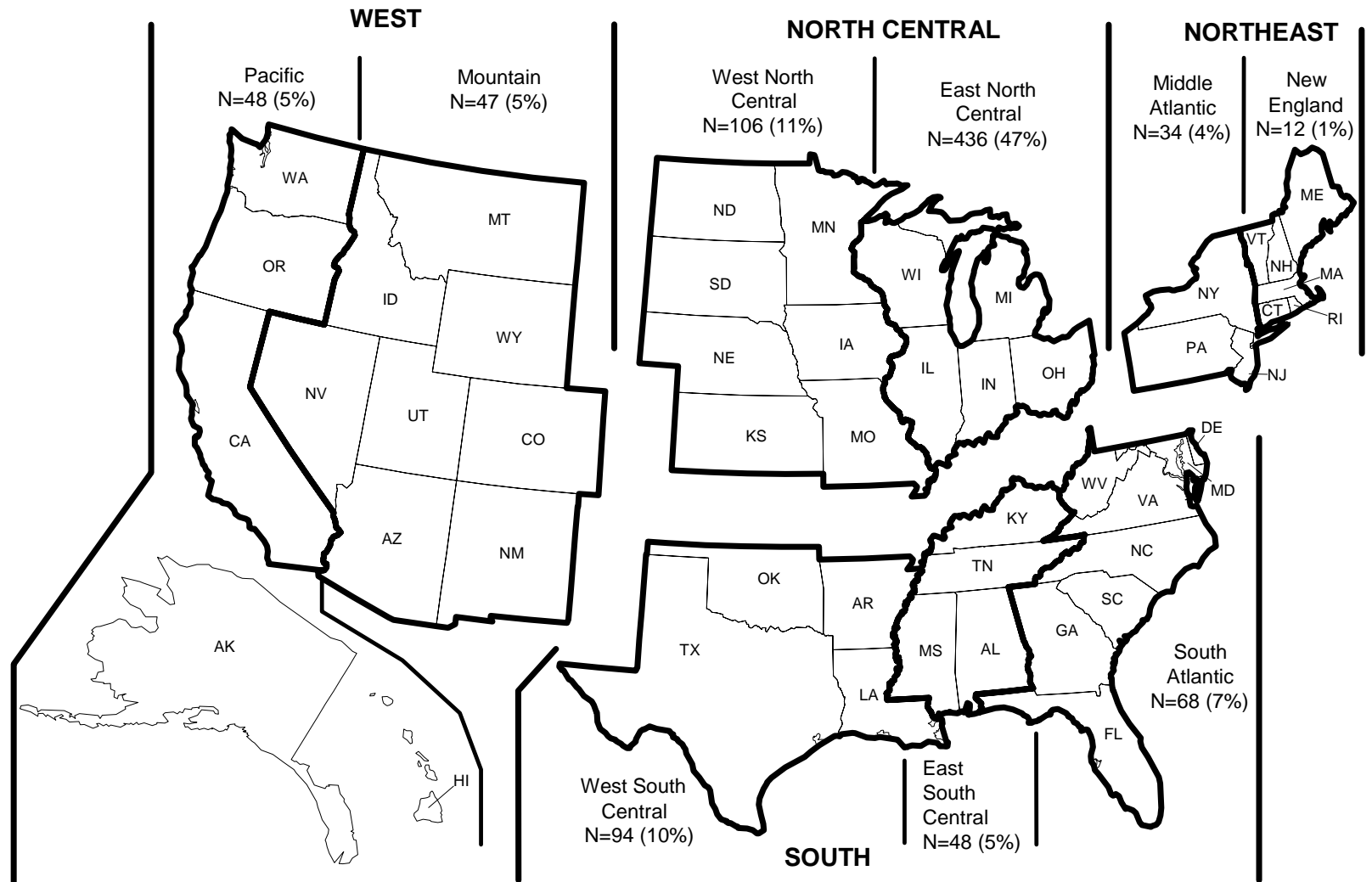


* Missing data: N=24 (2%)

* Countries outside the United States: N=39 (3%)

Homeless adults and children in Minnesota statewide survey
 GENERAL DESCRIPTIVE PROFILE Twin Cities area respondents living in Minnesota two years or less
 "Where did you live before coming to Minnesota?" N=937

US Census Bureau geographic regions

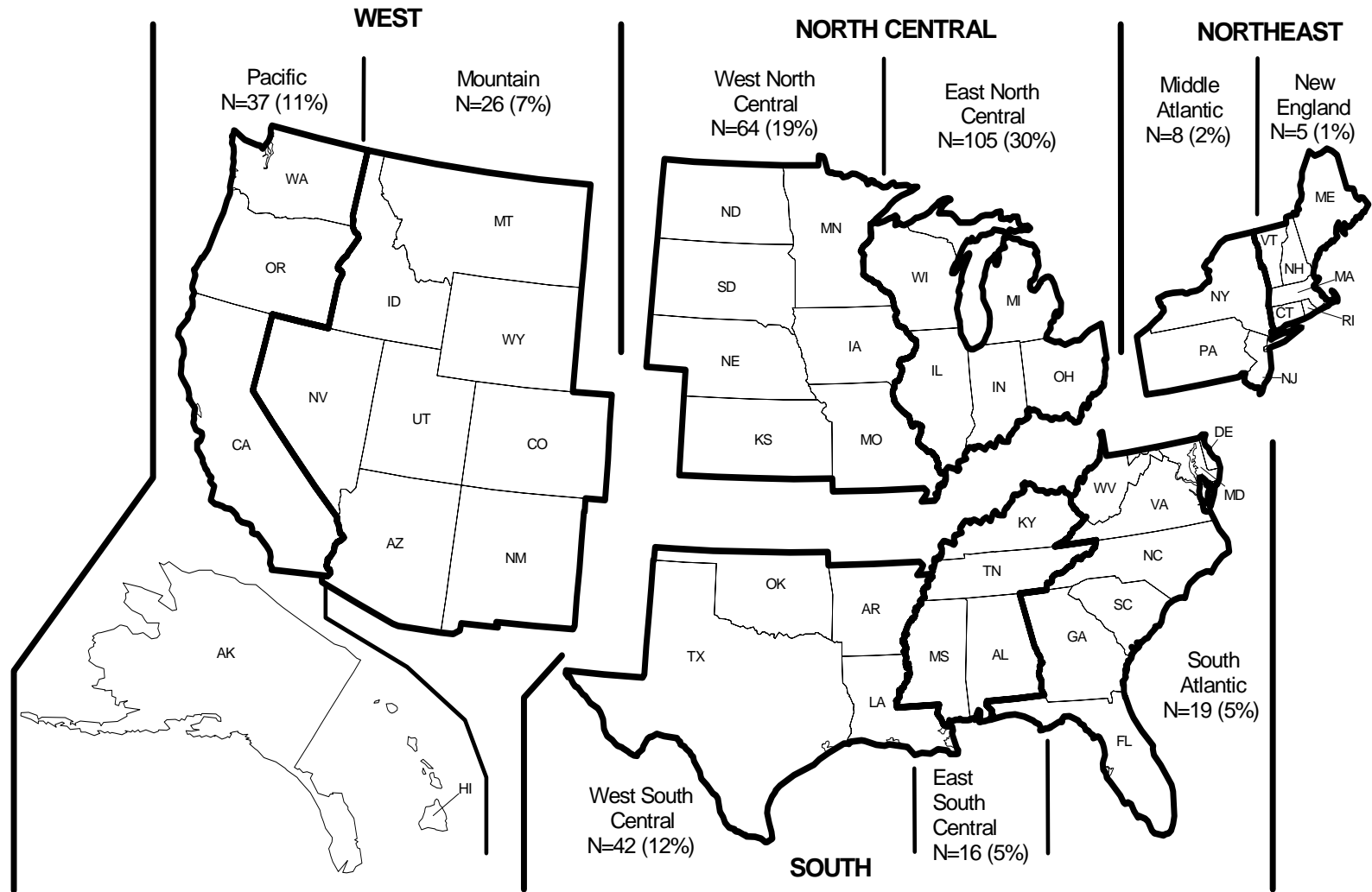


* Missing data: N=11 (1%)

* Countries outside the United States: N=37 (4%)

Greater Minnesota respondents living in the state two years or less
"Where did you live before coming to Minnesota?" N=352

US Census Bureau geographic regions



* Missing data: N=13 (4%)

* Countries outside the United States: N=10 (4%)

Housing needs and resources

Forty-four percent of homeless adults surveyed (49% of men and 38% of women) report being without housing for a year or more. Forty percent of homeless adults (28% of men and 53% of women) are on a waiting list for Section 8 housing or some other type of housing assistance and 26 percent of this group have been on the waiting list for over one year. Fifteen percent of homeless adults report they have tried to get on a waiting list but were unable to because the waiting list was closed. Four percent of adults report they received a Section 8 voucher in the previous two years that they could not use because they could not find a place that would accept the voucher. A majority of the homeless men (87%) report they needed only an efficiency or one-bedroom apartment, while 56 percent of the women required two, three, or more bedrooms.

Twenty-one percent of respondents (26% of men and 15% of women) indicate they are not able to pay any amount for rent. Nine percent indicate they could pay between \$1 and \$100 a month for rent, 12 percent could pay \$101 to \$200, 16 percent could pay \$201 to \$300, 14 percent could pay \$301 to \$400, 12 percent could pay \$401 to \$500, and 16 percent could pay over \$500 per month. Close to half of homeless men (45%), compared to 38 percent of homeless women, report they could pay \$200 or less per month for rent.

Seventy-one percent of homeless adults (70% of men and 73% of women) report their last regular or permanent housing was in Minnesota. Four percent of homeless adults last lived on a Minnesota Indian Reservation. Twenty-nine percent (30% of men and 27% of women) report that their last regular housing was in another state or country.

Respondents were asked about the reasons they left their last housing. The main reasons men cite include: lost job or had wages cut (36%), couldn't afford the rent (33%), eviction (28%), their drinking or drug problem (26%), and a relationship ended (21%). The main reasons women cite include: couldn't afford the rent (33%), eviction (28%), fleeing an abusive relationship (26%), a relationship ended (26%), and lost job or had wages cut (36%).

The reasons homeless adults report for being currently unable to get housing include: the lack of affordable housing (59%), credit problems (39%), their criminal background (23%), cost of application fees (20%), and court eviction or bad rental history (19%). For homeless men, the main barriers to housing include the lack of affordable housing (54%), credit problems (33%), their criminal background (30%), and no local rental history (19%). The reasons given by women were the lack of affordable housing (64%), credit problems (45%), court evictions or bad rental history (23%), the cost of application fees (20%), and their criminal background (15%).

Veteran status

Four hundred and sixty-one homeless adults in the Twin Cities metro area (including 31 women) and 240 homeless adults in greater Minnesota (including 18 women) served in the U.S. military. This represents approximately 15 percent of the total homeless population, or 26 percent of homeless men. The majority (65%) served between August 1964 and September 1980. Three-fifths of the homeless veterans (60%) report their length of military service was over two years. A little over one-third (34%) of all homeless veterans reported serving in a combat zone and the vast majority (76%) received an honorable discharge. Twenty-four percent of the homeless military veterans served in a combat zone in Vietnam. Thirty-four percent of homeless veterans report service-related health problems. Service-related health problems reported by veterans are primarily mental health problems (46%), leg injuries (14%), and back problems (11%).

Nearly half (46%) of military veterans or those who are a spouse, widow, or widower of a military veteran had contact with a County Veterans Service Officer during the last 12 months. One-third (34%) of military veterans or spouses, widows or widowers of military veterans used veterans' benefits in the last 12 months. Most frequently used services are Veterans' Administration Medical Center (VAMC) services (88%), service-related compensation (23%), and Non-Service Connected (NSC) Veterans' pension (10%).

Children of shelter residents

Over two-thirds (69%) of homeless women, and over one-third (36%) of homeless men, report they have children under the age of 18. However, the proportion who were caring for their children on the day they were interviewed was lower, especially among men (53% of women, 6% of men). Of those who had any children under 18, 77 percent of women and 16 percent of men were accompanied by children on the night of the survey.

Thirty-eight percent of homeless parents who had school-age children with them report at least one of their children has a learning or school problem, 25 percent report at least one of their children repeated a grade in school, and 12 percent report their children had trouble going to school due to housing problems. Forty-two percent of homeless parents report their children are attending the same school as before they lost their housing. For those children not attending the same school, the most frequently mentioned reason was because they moved to a new school district (89%).

Employment

Less than one-third (30%) of adults in temporary housing are employed and 13 percent have full-time jobs. Over half (54%) of homeless adults with jobs report that their job has lasted for at least three months. A majority of the jobs (72%) pay less than \$10 per hour.

One-third (33%) of unemployed homeless adults report it has been less than six months since they last held a steady job. Twenty-two percent last had a job between six months and one year ago, 20 percent had a job one to two years ago, 11 percent were last employed three to four years ago, and 12 percent report their last job was more than four years ago. Three percent have never held a steady job. Twenty-five percent of homeless adults report they have been a member of a labor union. Fifty-six percent of unemployed homeless adults are currently looking for work.

The most frequently mentioned employment barriers include: transportation (35%), lack of permanent housing (30%), physical health problems (29%), mental health problems (22%), personal reasons (most often criminal background and age) (20%), job opportunities (17%), job history or experience (16%), and education (14%). The cost of child care, job history or experience, and education appear to be more significant barriers for women than for men.

Physical health

Forty-three percent of homeless adults have a chronic medical condition (high blood pressure, asthma, other chronic lung or respiratory problems, diabetes, hepatitis, HIV/AIDS, and/or tuberculosis). Of these people, 76 percent report receiving care for each reported problem in the past 12 months.

Three-fifths (59%) of homeless adults say they currently need to see a dentist about tooth or gum problems, 41 percent say they need to see a doctor for a physical health problem, 39 percent say they currently need to see a doctor about a mental or emotional health problem, and 13 percent say they need to see a professional about an alcohol or drug problem. One-third (34%) of homeless adults report they have problems getting needed medical care, primarily because of a lack of money or insurance. Eighteen percent of homeless adults report they are not taking prescribed medication. Over one-third (37%) of homeless adults have used emergency room services during the previous six months. The average number of emergency room visits is 2.5 times in the last six months. One-quarter (25%) of homeless adults who received emergency room care in the last six months were unable to follow-up with emergency room instructions after their release because of their housing arrangements.

Chemical dependency

Two-fifths (40%) of homeless men and over one-quarter (27%) of homeless women consider themselves to be chemically dependent, and 25 percent of adults have been told by a doctor or nurse in the past two years that they have an alcohol or drug abuse disorder (30% of men, 19% of women). Forty-two percent of men and 19 percent of women have been admitted to a detox center at least once. Forty-eight percent of men and 29 percent of women report that at some time in their life they have lived in an alcohol or drug treatment facility. Twenty-five percent of men and 16 percent of women have been in residential drug or alcohol treatment programs within the past two years. Forty-four percent of the men and 30 percent of women have received outpatient drug or alcohol treatment at some time in their life. Twenty percent of men and 16 percent of women received outpatient drug or alcohol treatment in the last two years. By comparison, about 7 percent of Minnesota's general adult population reported a dependence or abuse of any illicit drug or alcohol.⁴

Mental health

Whether as a result or cause of homelessness, mental illness is a significant problem for more than four of ten homeless respondents in the survey. Forty-two percent of homeless adults have been told by a doctor or nurse within the last two years that they have schizophrenia, manic-depression, some other type of delusional disorder, major depression, anti-social personality disorder, or post-traumatic stress disorder. Thirty-one percent of homeless adults in this survey have received outpatient mental health services and 9 percent have lived in a hospital for persons with mental health problems during the last two years. If we include persons with a recent mental health diagnosis or recent treatment for a mental health problem (inpatient or outpatient), the percentage of persons with mental health problems increases to 47 percent. By comparison, community surveys of the general population show that at any given time, approximately 20 percent of U.S. adults are experiencing some form of mental illness⁵ and 8 percent of the general adult Minnesota population are diagnosed with a serious mental illness.⁶ The next table shows the percentage of respondents in each type of shelter who report a specific mental health diagnosis.

⁴ Substance Abuse and Mental Health Services Administration, U.S. Department of Health and Human Services. (2001). *National Household Survey on Drug Abuse – state estimates*. Retrieved June 14, 2004, from www.oas.samhsa.gov/nhsda/2k1State/vol2/appd.htm#tabd.17

⁵ Substance Abuse and Mental Health Services Administration, U.S. Department of Health and Human Services. (1989). *Mental health: A report of the Surgeon General - Executive summary*. Rockville, MD: Author.

⁶ Substance Abuse and Mental Health Services Administration, U.S. Department of Health and Human Services. (2001). *National Household Survey on Drug Abuse – state estimates*. Retrieved June 14, 2004, from www.oas.samhsa.gov/nhsda/2k1State/vol2/appd.htm#tabd.17

Mental health conditions and problems of homeless adults

	Emergency shelters (N=1,600)	Battered women's shelters (N=280)	Transitional housing (N=2,270)	Unknown shelter/ street (N=624)
Schizophrenia	7.5%	1.8%	5.6%	6.9%
Paranoid or delusional disorder, other than schizophrenia	6.2%	3.6%	5.8%	6.7%
Manic episodes or manic depression, also called bipolar disorder	11.6%	13.9%	17.1%	15.4%
Major depression	23.3%	32.1%	35.5%	27.1%
Anti-social personality, obsessive-compulsive personality, or any other severe emotional disorder	12.1%	9.3%	15.6%	13.6%
Post-traumatic stress disorder	14.0%	22.1%	19.6%	14.6%
Any of the above	33.3%	41.4%	48.1%	39.3%
Alcohol abuse disorder	15.6%	7.1%	23.8%	26.0%
Drug abuse disorder	10.9%	5.7%	29.2%	22.3%
Dual diagnosis (chemical dependency and mental illness)	11.6%	6.8%	20.7%	19.4%

Serious or chronic disability

As described above, 47 percent of homeless adults have serious mental health problems (indicated by recent diagnosis or treatment), 25 percent have an alcohol or drug abuse disorder, and 43 percent have a chronic medical illness.

For the first time in 2003, additional questions were asked to help understand more about the level of serious or chronic disabilities experienced by homeless adults. According to many homeless adults interviewed, physical, mental, or other health conditions limit the amount or kind of work they can do (41%), limit their daily activities (14%), or interfere with memory or daily decision-making (30%).

Pooling all of the above, three-quarters (76%) of homeless adults report having at least one serious or chronic disability (mental illness, substance abuse disorder, chronic medical condition, cognitive impairment, or other condition that limits work or activities of daily living).

In addition, 29 percent of homeless adults have a history that suggests likely traumatic brain injury. (They received a serious head injury followed by the development of problems with headaches, concentration or memory, understanding, excessive worry,

sleeping, or getting along with people.) If these individuals are added, 79 percent of homeless adults in Minnesota have serious or chronic disabilities.

Abuse and victimization

A history of childhood mistreatment is not uncommon for respondents in the survey. Thirty-one percent of the men and 45 percent of the women indicate that they were physically mistreated as children, 14 percent of the men and 42 percent of the women reported sexual mistreatment as children, and 19 percent of men and 28 percent of women indicate that as children, their parents neglected to provide food, shelter, or medical care, or consistently ignored their physical or emotional needs in other significant ways. Overall, 34 percent of men and 53 percent of women were either physically or sexually mistreated as children. If individuals reporting neglect as children are added, 39 percent of men and 56 percent of women report mistreatment as children.

Fourteen percent of homeless adults interviewed (11% of men and 18% of women) report being sexual with someone only for the purpose of getting shelter, clothing, food, and other things. In the last two years, 12 percent of men and 30 percent of women report staying in an abusive situation because they did not have other housing options. In the past year, 12 percent of men and 37 percent of women report being in a personal relationship with someone who hit them, slapped them, pushed them around, or threatened to do so. Thirty-one percent of the women report they were fleeing abuse.

Although 95 percent of homeless adults reported that the place they stayed the previous night was reasonably safe (93% of men and 97% of women), the overall experience of homelessness can be a risky one, especially for women. Fifteen percent (12% of men and 19% of women) of homeless adults report being physically or sexually attacked or beaten since they became homeless. Twelve percent of homeless adults (9% of men and 16% of women) report seeking health care due to an injury or illness caused by violence. Of those who sought health care as a result of violence, 66 report the violence was caused by someone they knew, 22 percent by a stranger, and 13 percent by both someone they knew and a stranger.